



**ORDERING CODE**

Example:

ZP = Zettler standard series

AP = Customized series

HP = High Performance series DP  
= DC-DC

Total Output Power (W) Example:

03 = 3W

20 = 20W

Output Type

S = Single Output

D = Dual Output

T = Triple Output

First Output Voltage

05 = 5V, 12 = 12V

Second Output Voltage

06 = 6V, 12 = 12V

00 = No Second Output

Input AC Voltage Range

W = Wide Voltage Input

H = High Voltage Input ( $\geq 165\text{VAC}$ )

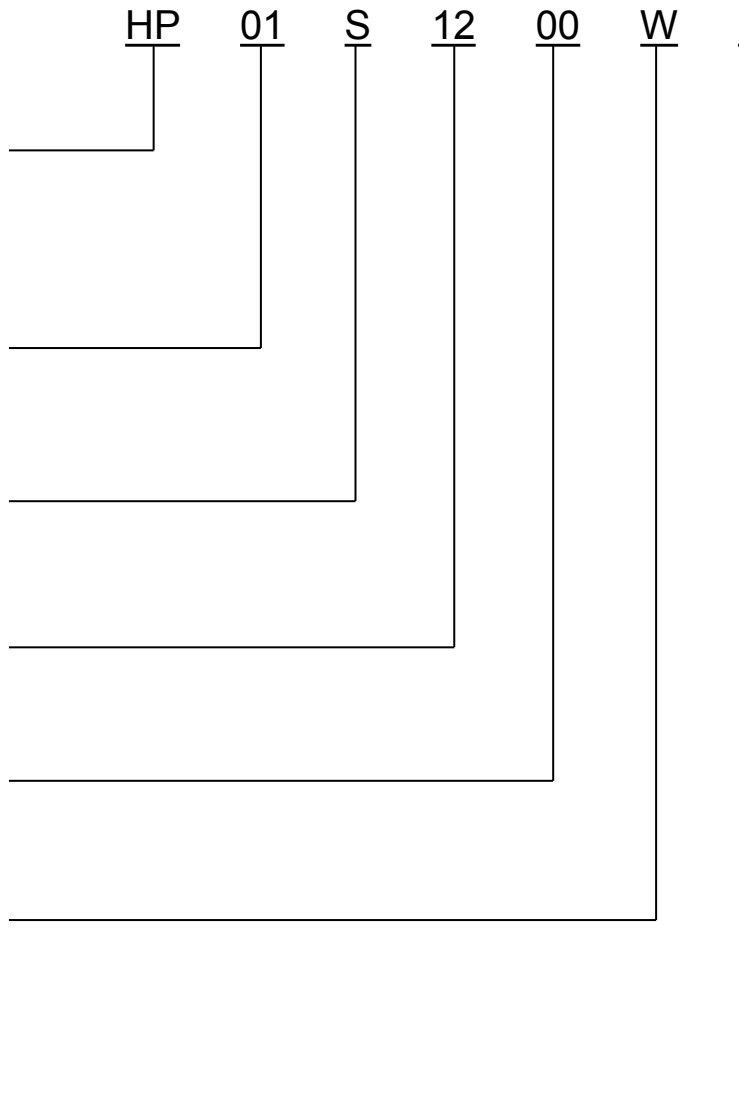
L = Low Voltage Input ( $< 165\text{VAC}$ )

Additional Case Type

Example

A: A Type case

B: B Type case...



### FEATURES

- PCB mounted switching Power module
- AC input voltage range: 85VAC~305VAC
- DC input voltage range: 100VDC~430VDC
- Ambient temperature range: -25°C~85°C
- Storage temperature range: -40°C~105°C
- Leakage current (Input: 305VAC): <0.25mA
- Isolation voltage: Input – Output  $\geq 3000\text{VAC}$  60S
- Insulation Resistance: Input – Output 500VDC  $\geq 100\text{M}$  Ohms
- MTBF(at 25°C 70%RH environment): > 1000000hrs
- Compact size, easy installation
- High efficiency low standby power consumption <0.15W, Environment-friendly
- Built-in output over current protection, over-voltage protection, short circuit protection
- Built-in EMI filter components, comply with the EN55032 class B standard
- Insulation: class II

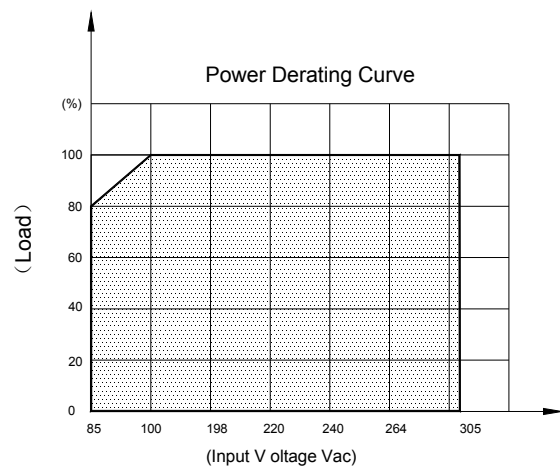
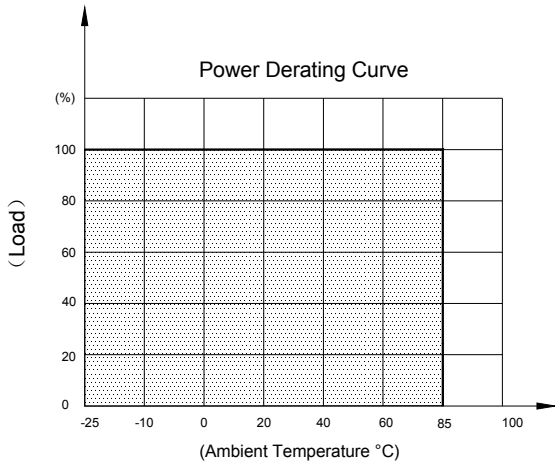
### MODEL LIST

Part No.	Output Power	DC Voltage	Rated Current	Efficiency 230VAC, % Typ.	Ripple&Noise (max)	Ambient TEMP(°C)	Weight	Certificate	
								UL	TUV
HP01S0300WI	1W	3.3Vdc	300mA	66%	150mVp-p	85	20g	●	●
HP01S0500WI	1W	5 Vdc	200mA	70%	150mVp-p	85	20g	●	●
HP01S0600WI	1W	6 Vdc	166mA	70%	150mVp-p	85	20g	●	●
HP01S0700WI	1W	7.5Vdc	133mA	72%	150mVp-p	85	20g	●	●
HP01S0800WI	1W	8Vdc	125mA	72%	150mVp-p	85	20g	●	●
HP01S0900WI	1W	9Vdc	111mA	72%	150mVp-p	85	20g	●	●
HP01S1000WI	1W	10Vdc	100mA	72%	150mVp-p	85	20g	●	●
HP01S1200WI	1W	12Vdc	83mA	74%	150mVp-p	85	20g	●	●
HP01S1500WI	1W	15Vdc	66mA	75%	200mVp-p	85	20g	●	●
HP01S1800WI	1W	18Vdc	55mA	77%	200mVp-p	85	20g	●	●
HP01S2400WI	1W	24Vdc	42mA	77%	200mVp-p	85	20g	●	●

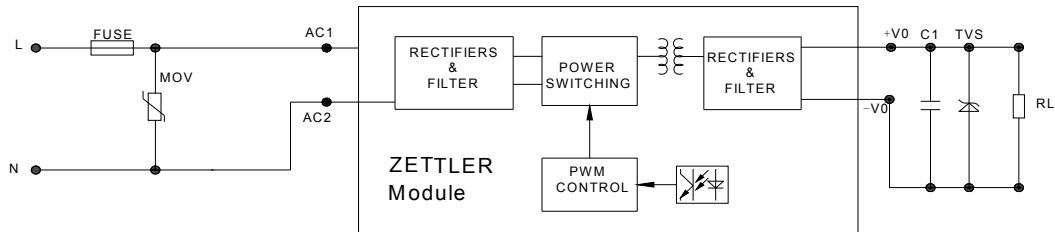
**ELECTRICAL SPECIFICATION**

Model No.		HP01SXX00WI		
Input	Rate Voltage	100~277VAC		
	Input Voltage Range	85~305VAC or 100~430VDC		
	Frequency (Hz)	47-63 Hz		
	Current (Full load)	115VAC	230VAC	277VAC
		25mA	18mA	15mA
	Inrush Current (<500us)	6A	10A	
	No Load Loss	0.15W Max@230VAC		
HOT PLUG	Unavailable			
Output	Voltage (V)	Refer to "Model List"		
	Current (mA) max.	Refer to "Model List"		
	Voltage Accuracy	±3%		
	Line Regulation	±0.5%		
	Load Regulation	±0.5%		
	Minimum Load (mA)	0		
	Ripple & Noise	Refer to "Model List"		
	Efficiency (typ.)	Refer to "Model List"		
	Set-up Time	≤50ms/230Vac, ≤30ms/115Vac		
	Hold up Time	>40ms/230VAC, 12ms/115VAC		
Protection	Over Current Protection	≥120%Io Self-recovery		
	Short Circuit Protection	Hiccup ,continuous ,short capable, self-recovery		
Environment	Operating Temperature	-25°C...+85°C @Free air convection		
	Operating Humidity	10-90% RH		
	Storage Temperature	-40°C...+105°C		
	Storage Humidity	5~95% RH ( Non - Condensing) at full load		
	Temperature Coefficient	±0.03%/°C (0~85°C)		
Physical	Case Material	Plastic (UL 94V-0 rated)		
	Weight	20g (ref.)		
Safety & EMC	Dielectric Strength	Input-Output ≥3000Vac 5mA 60S		
	Safety Standards	Compliance With UL 62368-1, EN61558-2-16		
	EMI	Compliance With EN55032, EN61000-3-2:2019, EN61000-3-3:2013+A1:2019		
	EMS (Noise Immunity)	Compliance with EV55035	Need to add external EMC component (See the Schematic)	
Reliability Requirement	MTBF	1000Khrs Min @230VAC . MIL-HDBK-217F (25°C)		
	Burn-In Test	The unit shall be burned in for 2~4 Hours under 264Vac input and DC with full load at 25°C		

### PRODUCT CHARACTERISTIC CURVE



### TYPICAL APPLICATION SCHEMATIC



ITEM	MOV	FUSE
1~2W	14D561K	1A/250V
3-10W	14D561K	2A/250V
10~20W	14D561K	3.15A/250V

Note: External circuit components are only recommendations, customers should choose their own components and values according to their specific system application requirements.

### MECHANICAL SPECIFICATION

