

Specification for approval

Description(产品类型):	Encapsulated transformer
Customer(客户)p/n:	
ZETTLER(赛特勒) p/n:	BV20XXXX006
Revision(版本号):	A3
页 数/Page:	7

Drafted(制作): Li xiaoxu

Checked(审核): Chen chaolu

Approved(确认): He zongnian



A3	2022/7/15	Add BOM. Add VDE and UL ambient TEMP. in the precautions for use Add UL and VDE file numbers	Li xiaoxu
A2	2022/3/4	Remove not CE conform parts for EU market	Stöckel
A1	2020/12/28	Merge the data code into the marking	Li xiaoxu
Rev.	Date	Description	Approved

Approved by Customer (客户确认) : _____

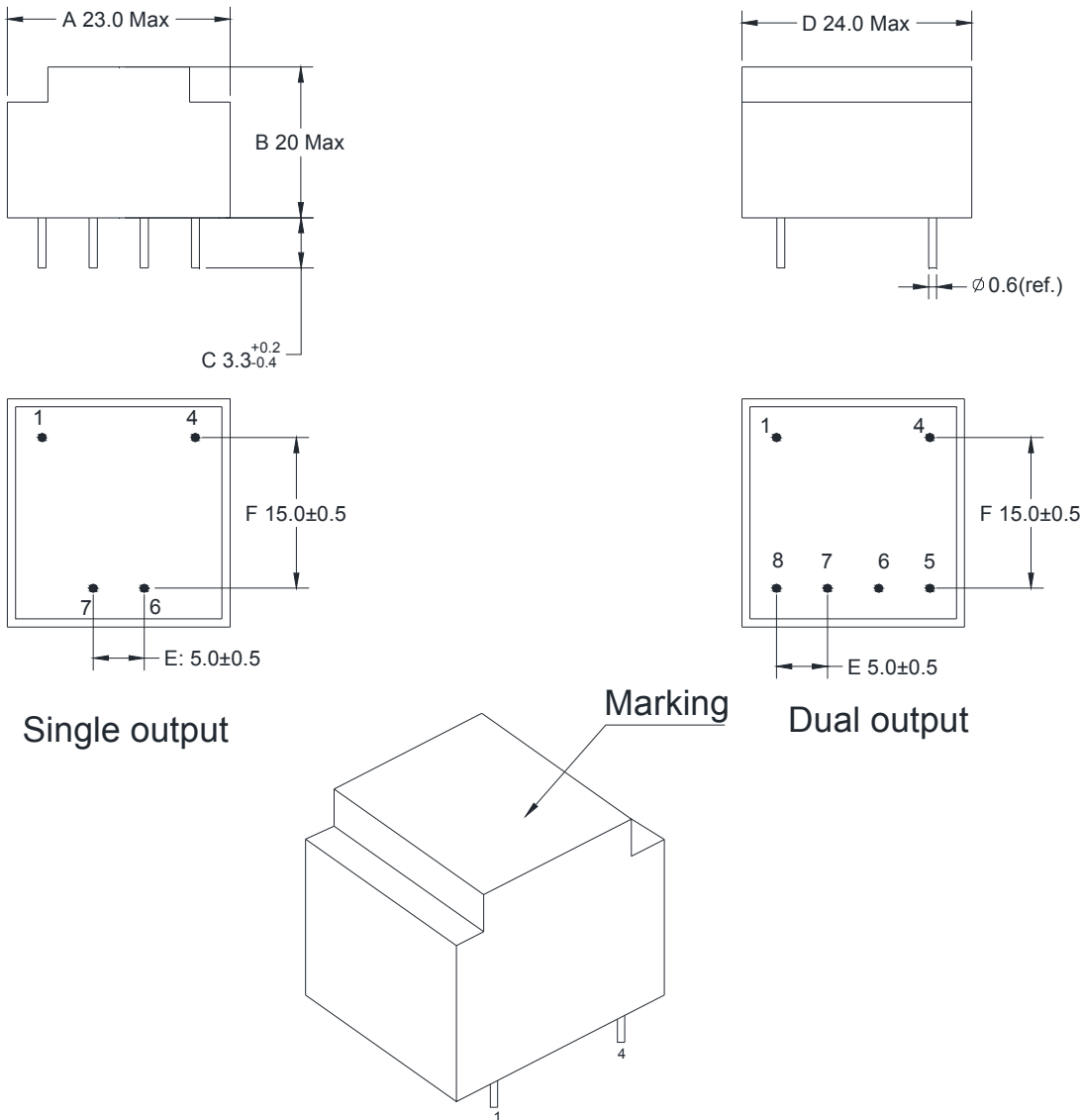
Friendly Reminder: Please help to sign this Spec when approve , and fax to our company .Or else, we will consider you have accepted it and make future order based on this Spec.

友情提示:请在签字确认后,按封面的传真号码回传给赛特勒磁电有限公司.如无回传,则视为默认,后续的相关订单将以按本承认书的规定为技术要求.

ZETTLER MAGNETICS

ADD:No.6, Xinjing road, Xinyang Industrial Zone, Haicang District.,XiaMen, 361028, PR China
中国厦门市海沧区新阳工业区新景路6号
TEL:+86 592 2631586 (FAX):+86 592 2631599

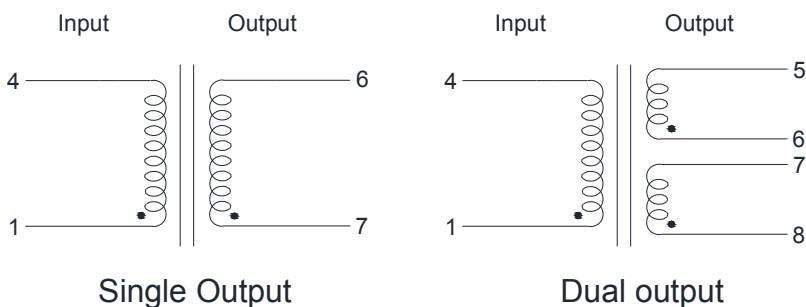
1、OUTLINE DRAWING(外形图):UNIT(单位): mm




Notes :

- ◆ PCB opening aperture is recommended to be 1.1mm; (建议 PCB 开孔孔径为 1.1mm)
- ◆ If PIN layout and footprint have slightly deviation, please refer to actual PCB assembly, the ones can be normally inserted into PCB is qualified . (PIN 距、排距尺寸测量有偏差时, 以 PCB 下板实装确认, 可正常下板为合格)
- ◆ The Pin length doesn't include the solder tip (PIN 脚长度不包括锡尖)

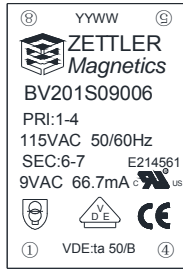
2、SCHEMATIC(原理图):




3、Marking (标签图)




BV201S06006




BV201S09006




BV201S10006




BV201S12006



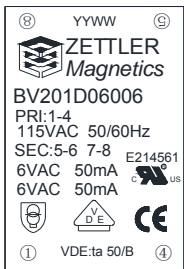
BV201S15006



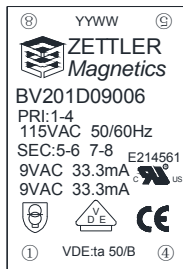
BV201S18006




BV201S24006




BV201D06006




BV201D09006



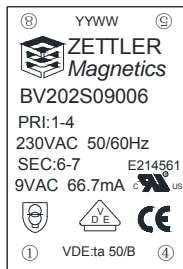
BV201D10006




BV201D12006




BV202S06006



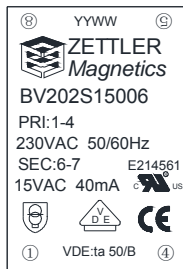
BV202S09006



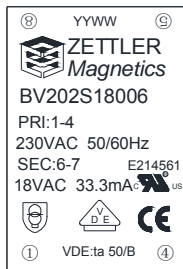
BV202S10006




BV202S12006



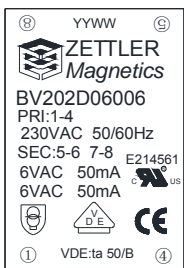
BV202S15006



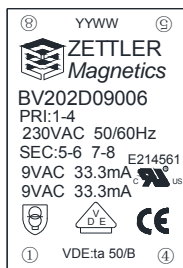
BV202S18006



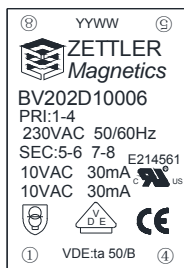
BV202S24006



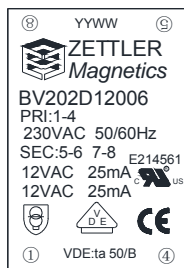
BV202D06006



BV202D09006



BV202D10006



BV202D12006

YY:Year WW:Week

4-1、ELECTRICAL SPECIFICATION(电气特性测试)(Single Output 单输出):

ITEM (项目)	EXCITATION CURRENT 空载电流(mA) Max	LOSS POWER 空载损耗 (W) Max	RATED LOAD VOLTAGE 负载电压 (V)	NO LOAD VOLTAGE 空载电压(V) max	HI-POT VOLTAGE 耐压	INSULATION RESISTANCE 绝缘阻抗	RESISTANCE 直流电阻(Ω)	
测试条件 TEST CONDITION	Input 输入:115V 50Hz		Input 输入:115V 50Hz		1mA/1S/ 50Hz	DC 500V 100MΩ	Ta=25°C	
端子 TERMINAL	1--4		6--7	6--7	P--S	P--S	1--4	6--7
BV201S06006	30	1.5	6±10%@ 100mA	11.5	2800V	DC 500V 100MΩ MIN	2400±30%	12.6±30%
BV201S09006	30	1.5	9±10%@ 66.7mA	14.5			2400±30%	28.2±30%
BV201S10006	30	1.5	10±10%@ 60mA	15.5			2400±30%	35.2±30%
BV201S12006	30	1.5	12±10%@ 50mA	18.5			2400±30%	51.2±30%
BV201S15006	30	1.5	15±10%@ 40mA	22.5			2400±30%	82±30%
BV201S18006	30	1.5	18±10%@ 33.3mA	26.5			2400±30%	122±30%
BV201S24006	30	1.5	24±10%@ 25mA	33.3			2400±30%	228.5±30%
测试条件 TEST CONDITION	Input 输入:230V 50Hz		Input 输入:230V 50Hz				1mA/1S/ 50Hz	DC 500V 100MΩ
端子 TERMINAL	1--4		6--7	6--7	P--S	P--S	1--4	6--7
BV202S06003A	15	1.5	6±10%@ 100mA	11.5	4200V	DC 500V 100MΩ MIN	9300±30%	12.6±30%
BV202S09003A	15	1.5	9±10%@ 66.7mA	14.5			9300±30%	28.2±30%
BV202S10003A	15	1.5	10±10%@ 60mA	15.5			9300±30%	35.2±30%

BV202S12003A	15	1.5	12±10%@ 50mA	18.5			9300±30%	51.2 ± 30%
BV202S15003A	15	1.5	15±10%@ 40mA	22.5			9300±30%	82 ± 30%
BV202S18003A	15	1.5	18±10%@ 33.3mA	26.5			9300±30%	122 ± 30%
BV202S24003A	15	1.5	24±10%@ 25mA	33.3			9300±30%	228.5 ± 30%

4-2、ELECTRICAL SPECIFICATION(电气特性测试)(Dual output 双输出):

ITEM (项目)	EXCITATION CURRENT 空载电流(mA) Max	LOSS POWER 空载损耗 (W) Max	RATED LOAD VOLTAGE 负载电压 (V)	NO LOAD VOLTAGE 空载电压 (V) max	HI-POT VOLTAGE 耐压	INSULATION RESISTANCE 绝缘阻抗	RESISTANCE 直流电阻(Ω)		
测试条件 TEST CONDITION	Input 输入:115V 50Hz		Input 输入:115V 50Hz		1mA/1S/ 50Hz	DC 500V 100MΩ	Ta=25℃		
端子 TERMINAL	1--4		5--6 7--8	5--6 7--8	P--S	P--S	1--4	5--6	7--8
BV201D06006	30	1.5	2×6±10% @ 2×50mA	2×11.5	2800V	DC 500V 100MΩ MIN	2400±30%	27 ± 30%	29 ± 30%
BV201D09006	30	1.5	2×9±10% @ 2×33.3mA	2×14.5			2400±30%	52.5 ± 30%	59.5 ± 30%
BV201D10006	30	1.5	2×10±10% @ 2×30mA	2×15.5			2400±30%	64.5 ± 30%	73.2 ± 30%
BV201D12006	30	1.5	2×12.5±10 %@ 2×25mA	2×19.5			2400±30%	123 ± 30%	139 ± 30%

测试条件 TEST CONDITION	Input 输入:230V 50Hz		Input 输入:230V 50Hz		1mA/1S/ 50Hz	DC 500V 100MΩ	Ta=25℃		
端子 TERMINAL	1--4		5--6 7--8	5--6 7--8	P--S	P--S	1--4	5--6	7--8
BV202D06003A	15	1.5	2×6±10% @ 2×50mA	2×11.5	4200V	DC 500V 100MΩ MIN	9300±30%	27±30%	29±30%
BV202D09003A	15	1.5	2×9±10% @ 2×33.3mA	2×14.5			9300±30%	52.5±30%	59.5±30%
BV202D10003A	15	1.5	2×10±10% @ 2×30mA	2×15.5			9300±30%	64.5±30%	73.2±30%
BV202D12003A	15	1.5	2×12.8±10% %@ 2×25mA	2×19.5			9300±30%	123±30%	139±30%

5、PRECAUTIONS FOR USE (产品使用注意事项):

Ambient temperature range(使用环境温度范围): -25~+50℃

Storage temperature range(保存温度范围): -25~+85℃

Ambient TEMP.(VDE): ta 50/B

Ambient TEMP.(UL): ta 25/B

UL 认证号/ UL file No.: E214561 class2/3

VDE 认证号/VDE file No.: 40032785

6. BOM (材料表):

NO. 序号	MATERIAL TYPE 材料名称	DESCRIPTION 规格描述	SUPPLIERS 供应商	UL NO. 认证号
1	BOBBIN	PBT 4130 94V-0	CHANG CHUN PLASICS CO LTD	E59481
		PA66 A3X2G5, (94-V0)	BASF SE	E41871
2	CASE	PBT 4130 94V-0	CHANG CHUN PLASICS CO LTD	E59481
		PA66 A3X2G5, (94-V0)	BASF SE	E41871
3	WIRE	UEW	ELEKTRISOLA HANGZHOU CO LTD TA YA ELECTRIC LTD YICHI NingBo XINJIAN ELECTRONICS INDUSTRY CO., LTD	E258243 E197768 E363385 E197317
4	GLUE	PU552FL	WEVO-CHEMIE GMBH	E108835
		7800AR(*)/7800BR(#)	WUXI EAST-GRACE ELECTRONIC MATERIAL TECHNOLOGY CO LTD	E309982