

Specification for approval

Description(产品类型):	Encapsulated transformer
Customer(客户)p/n:	
ZETTLER(赛特勒) p/n:	BV30XXXX023
Revision(版本号):	A4
页 数/Page:	7

Drafted(制作): Li xiaoxu

Checked(审核): Chen chaolu

Approved(确认): He zongnian



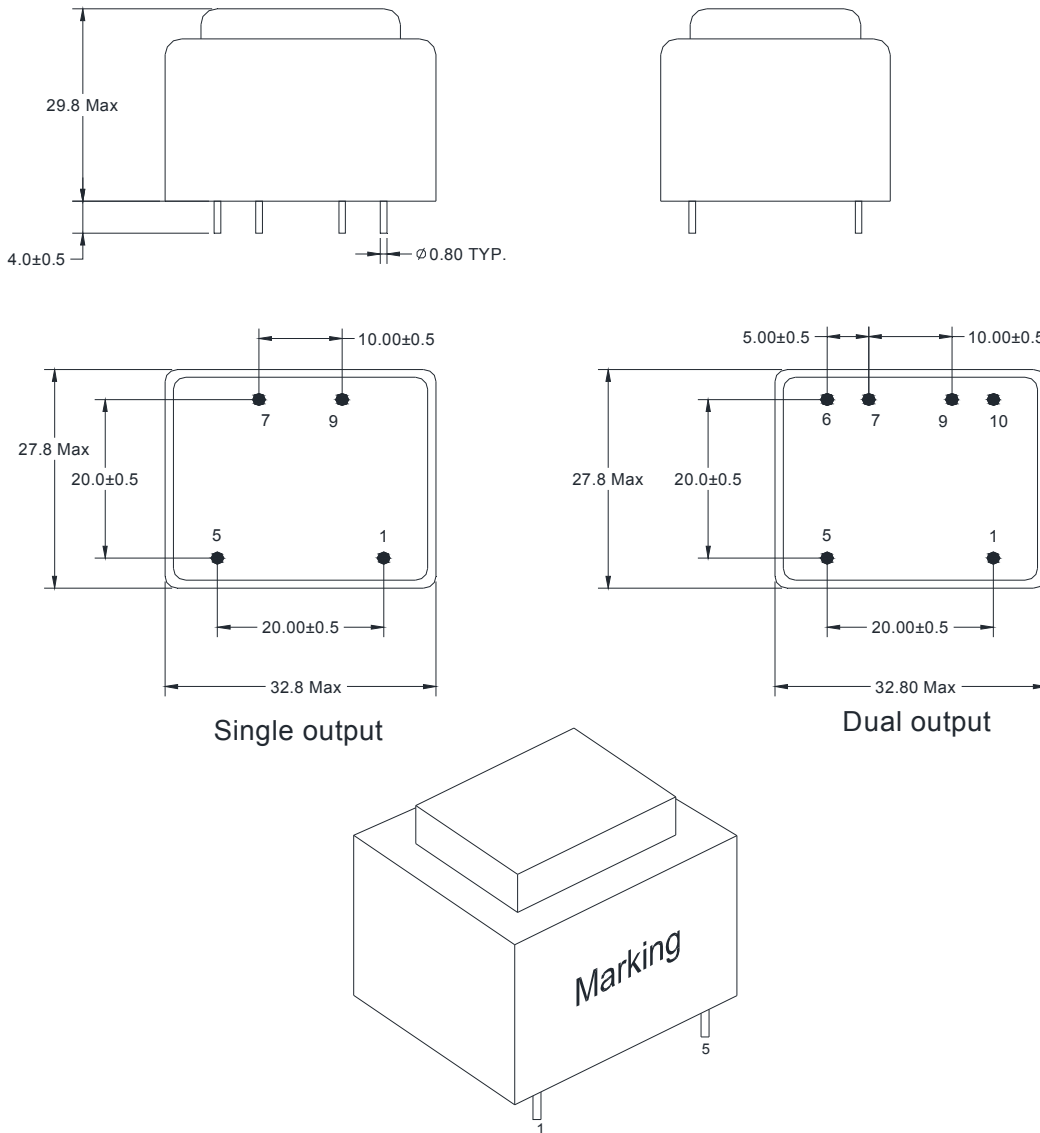
Rev.	Date	Description	Approved
A4	2022/7/20	Add BOM. Add VDE UL ambient TEMP. in the precautions for use Add UL,VDE and CQC file numbers	Li xiaoxu
A3	2022/4/21	Add VDE ambient TEMP. in the marking	Li xiaoxu
A2	2022/3/4	Remove not CE conform parts for EU market	Stöckel
A1	2021/7/15	Merge the data code into the marking	Li xiaoxu

Approved by Customer (客户确认) : _____

Friendly Reminder: Please help to sign this Spec when approve , and fax to our company .Or else, we will consider you have accepted it and make future order based on this Spec.

友情提示:请在签字确认后,按封面的传真号码回传给赛特勒磁电有限公司.如无回传,则视为默认,后续的相关订单将以按本承认书的规定为技术要求.

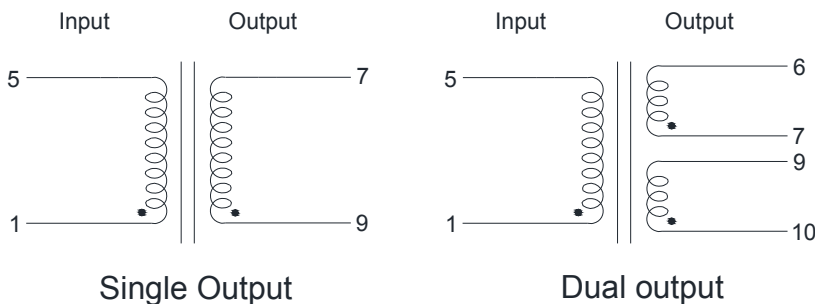
1、OUTLINE DRAWING(外形图):UNIT(单位): mm



Notes :

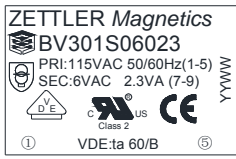
- ◆ PCB opening aperture is recommended to be 1.3mm; (建议 PCB 开孔孔径为 1.3mm)
- ◆ If PIN layout and footprint have slightly deviation, please refer to actual PCB assembly, the ones can be normally inserted into PCB is qualified . (PIN 距、排距尺寸测量有偏差时, 以 PCB 下板实装确认, 可正常下板为合格)
- ◆ The Pin length doesn't include the solder tip (PIN 脚长度不包括锡尖)

2、SCHEMATIC(原理图):

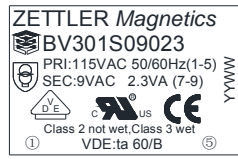


3、Marking (标签图)

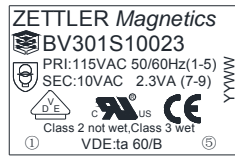
BV301S06023



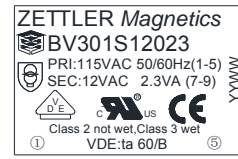
BV301S09023



BV301S10023



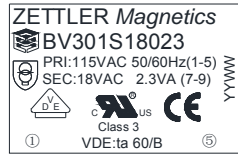
BV301S12023



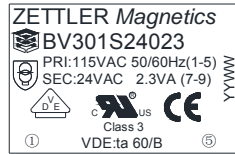
BV301S15023



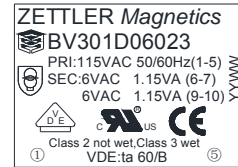
BV301S18023



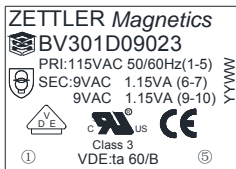
BV301S24023



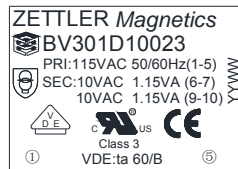
BV301D06023



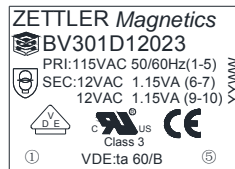
BV301D09023



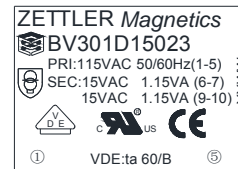
BV301D10023



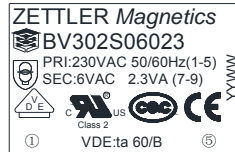
BV301D12023



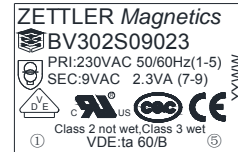
BV301D15023



BV302S06023



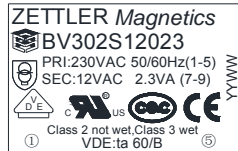
BV302S09023



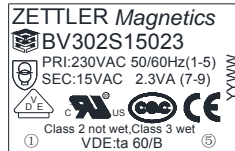
BV302S10023



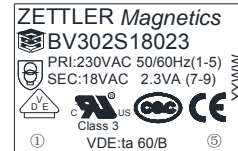
BV302S12023



BV302S15023



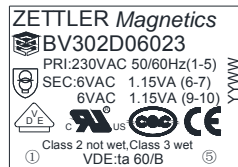
BV302S18023



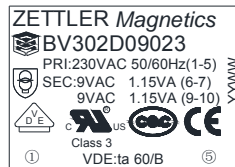
BV302S24023



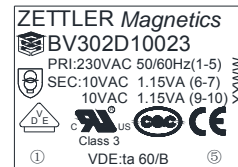
BV302D06023



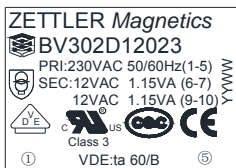
BV302D09023



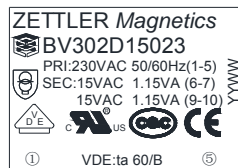
BV302D10023



BV302D12023



BV302D15023



YY:Year WW:Week

4-1、ELECTRICAL SPECIFICATION(电气特性测试)(Single Output 单输出):

ITEM (项目)	EXCITATION CURRENT 空载电流(mA) Max	LOSS POWER 空载损耗 (W) Max	RATED LOAD VOLTAGE 负载电压 (V)	NO LOAD VOLTAGE 空载电压(V) max	HI-POT VOLTAGE 耐压	INSULATION RESISTANCE 绝缘阻抗	RESISTANCE 直流电阻(Ω)	
测试条件 TEST CONDITION	Input 输入:115V 50Hz		Input 输入:115V 50Hz		1mA/1S/ 50Hz	DC 500V 100MΩ	Ta=25°C	
端子 TERMINAL	1--5		7--9	7--9	P--S	P--S	1--5	7--9
BV301S06023	24	0.9	6±10% @ 383mA	10.5	2800V	DC 500V 100MΩ MIN	554±30%	5.7±30%
BV301S09023	24	0.9	9±10% @ 256mA	15.7			554±30%	13.2±30%
BV301S10023	24	0.9	10±10% @ 230mA	16.5			554±30%	13.2±30%
BV301S12023	24	0.9	12.3±10% @ 192mA	21			554±30%	22.2±30%
BV301S15023	24	0.9	15±10% @ 153mA	25.9			554±30%	34.8±30%
BV301S18023	24	0.9	18.5±10% @ 128mA	31.4			554±30%	48.8±30%
BV301S24023	24	0.9	24±10% @ 96mA	41.9			554±30%	92.6±30%
测试条件 TEST CONDITION	Input 输入:230V 50Hz		Input 输入:230V 50Hz				1mA/1S/ 50Hz	DC 500V 100MΩ
端子 TERMINAL	1--5		7--9	7--9	P--S	P--S	1--5	7--9
BV302S06023	13.5	0.9	6±10% @ 383mA	10.8	4200V	DC 500V 100MΩ MIN	2250±30%	5.7±30%
BV302S09023	13.5	0.9	9±10% @ 256mA	15.7			2200±30%	13.2±30%
BV302S10023	13.5	0.9	10±10% @ 230mA	16.5			2200±30%	13.2±30%

BV302S12023	13.5	0.9	12.3±10% @ 192mA	21			2200±30%	22.2±30%
BV302S15023	13.5	0.9	15±10% @ 153mA	25.9			2200±30%	34.8±30%
BV302S18023	13.5	0.9	18.5±10% @ 128mA	31.4			2200±30%	48.8±30%
BV302S24023	13.5	0.9	24±10% @ 96mA	41.9			2200±30%	92.6±30%

4-2、ELECTRICAL SPECIFICATION(电气特性测试)(Dual output 双输出):

ITEM (项目)	EXCITATION CURRENT 空载电流(mA) Max	LOSS POWER 空载损耗 (W) Max	RATED LOAD VOLTAGE 负载电压 (V)	NO LOAD VOLTAGE 空载电压(V) max	HI-POT VOLTAGE 耐压	INSULATION RESISTANCE 绝缘阻抗	RESISTANCE 直流电阻(Ω)		
测试条件 TEST CONDITION	Input 输入:115V 50Hz		Input 输入:115V 50Hz		1mA/1S/ 50Hz	DC 500V 100MΩ	Ta=25℃		
端子 TERMINAL	1--5		6--7 9--10	6--7 9--10	P--S	P--S	1--5	6--7	9--10
BV301D06023	24	0.9	2×6±10% @ 2×192mA	2×10.5	2800V	DC 500V 100MΩ MIN	554±30%	12.4±30%	11.0±30%
BV301D09023	24	0.9	2×9±10% @ 2×128mA	2×15.7			554±30%	26±30%	23.5±30%
BV301D10023	24	0.9	2×10±10% @ 2×115mA	2×16.5			554±30%	26±30%	23.5±30%
BV301D12023	24	0.9	2×12.3±10% @ 2×96mA	2×21			554±30%	47.6±30%	43±30%
BV301D15023	24	0.9	2×15±10% @ 2×77mA	2×26.5			554±30%	85.0±30%	75.0±30%

测试条件 TEST CONDITION	Input 输入:230V 50Hz		Input 输入:230V 50Hz		1mA/1S/ 50Hz	DC 500V 100MΩ	Ta=25℃		
端子 TERMINAL	1--5		6--7 9--10	6--7 9--10	P--S	P--S	1--5	6--7	9--10
BV302D06023	13.5	0.9	2×6±10%@ 2×192mA	2×10.5	4200V	DC 500V 100MΩ MIN	2200±30%	12.4±30%	11.0±30%
BV302D09023	13.5	0.9	2×9±10%@ 2×128mA	2×15.7			2200±30%	26±30%	23.5±30%
BV302D10023	13.5	0.9	2×10±10%@ 2×115mA	2×16.5			2200±30%	26±30%	23.5±30%
BV302D12023	13.5	0.9	2×12.3±10% @ 2×96mA	2×21			2200±30%	47.6±30%	43±30%
BV302D15023	13.5	0.9	2×15±10%@ 2×77mA	2×26.5			2200±30%	85.0±30%	75.0±30%

5、PRECAUTIONS FOR USE (产品使用注意事项):

Ambient temperature range(使用环境温度范围): -25~+60℃

Storage temperature range(保存温度范围): -25~+85℃

Ambient TEMP.(VDE): ta 60/B

Ambient TEMP.(UL): ta 40/B

UL 认证号/ UL file No.: E177998

VDE 认证号/VDE file No.: 40022230

CQC 认证号/CQC file No.: CQC09001030821

6. BOM (材料表):

NO. 序号	MATERIAL TYPE 材料名称	DESCRIPTION 规格描述	SUPPLIERS 供应商	UL NO. 认证号
1	BOBBIN	PBT 4130 94V-0	CHANG CHUN PLASICS CO LTD	E59481
		PA66 A3X2G5, (94-V0)	BASF SE	E41871
2	CASE	PBT 4130 94V-0	CHANG CHUN PLASICS CO LTD	E59481
		PA66 A3X2G5, (94-V0)	BASF SE	E41871
3	WIRE	UEW	ELEKTRISOLA HANGZHOU CO LTD TA YA ELECTRIC LTD YICHI NingBo XINJIAN ELECTRONICS INDUSTRY CO., LTD	E258243 E197768 E363385 E197317
4	GLUE	PU552FL	WEVO-CHEMIE GMBH	E108835
		7800AR(*)/7800BR(#)	WUXI EAST-GRACE ELECTRONIC MATERIAL TECHNOLOGY CO LTD	E309982