

# Specification for approval

<b>Description(产品类型):</b>	Encapsulated transformer
<b>Customer(客户)p/n:</b>	
<b>ZETTLER(赛特勒) p/n:</b>	BV30XXXX028
<b>Revision(版本号):</b>	A4
<b>页 数/Page:</b>	7

**Drafted(制作):** Li xiaoxu

**Checked(审核):** Chen chaolu

**Approved(确认):** He zongnian



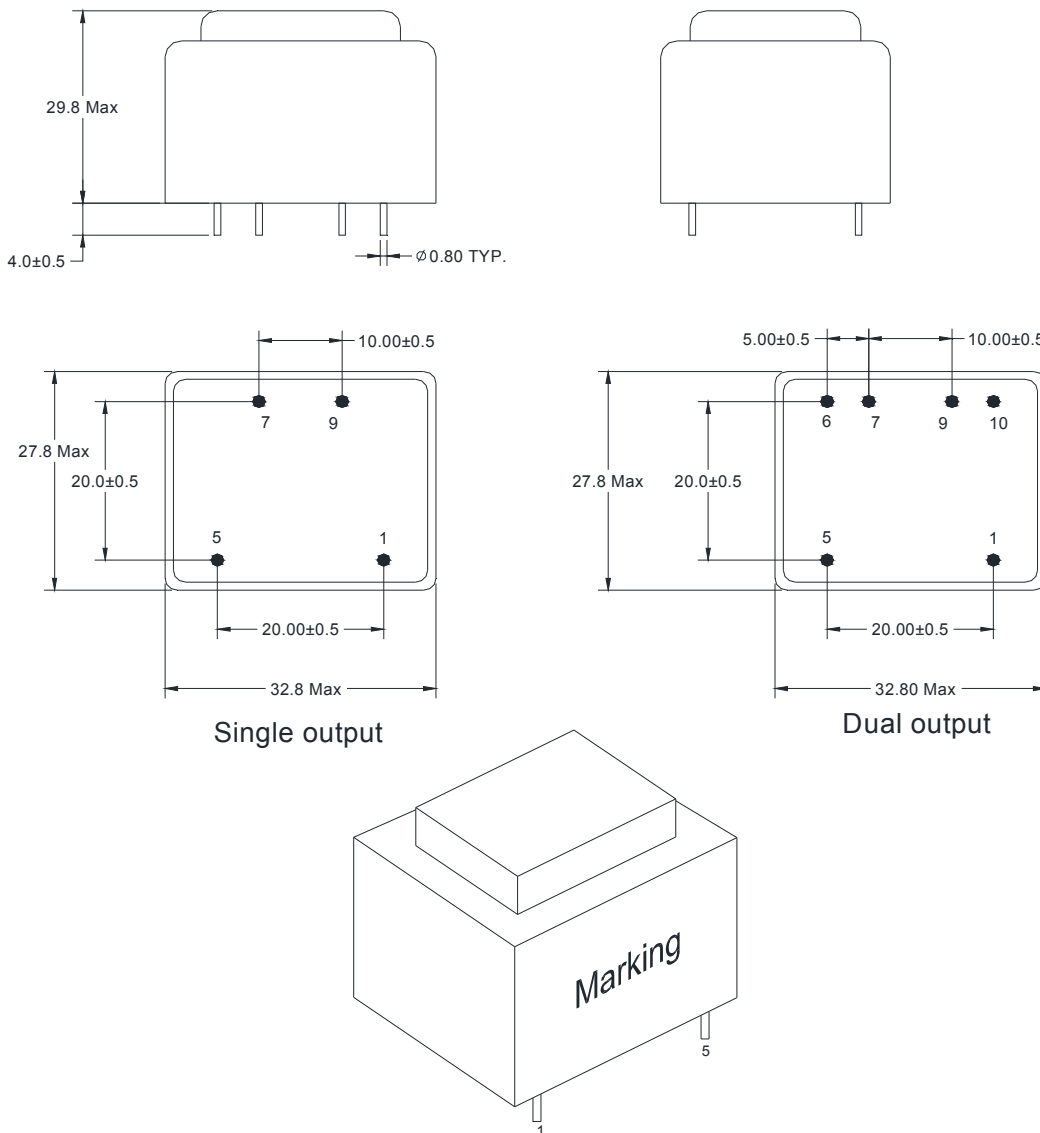
Rev.	Date	Description	Approved
A4	2022/7/20	Add BOM. Add VDE UL ambient TEMP. in the precautions for use Add UL,VDE and CQC file numbers	Li xiaoxu
A3	2022/4/26	Add VDE ambient TEMP. in the marking	Li xiaoxu
A2	2022/3/4	Remove not CE conform parts for EU market	Stöckel
A1	2021/6/11	Merge the data code into the marking	Li xiaoxu

**Approved by Customer (客户确认) :** \_\_\_\_\_

Friendly Reminder: Please help to sign this Spec when approve , and fax to our company .Or else, we will consider you have accepted it and make future order based on this Spec.

友情提示:请在签字确认后,按封面的传真号码回传给赛特勒磁电有限公司.如无回传,则视为默认,后续的相关订单将以按本承认书的规定为技术要求.

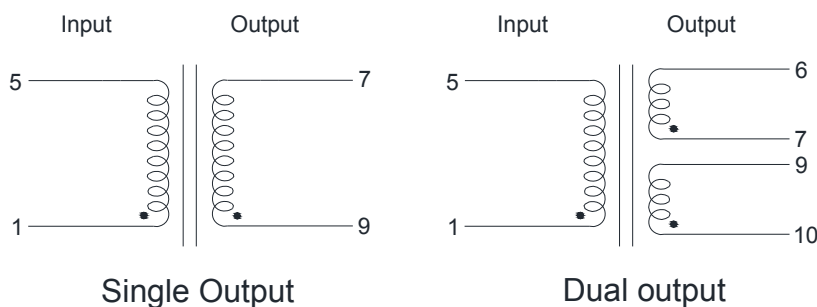
## 1、OUTLINE DRAWING(外形图):UNIT(单位): mm



### Notes :

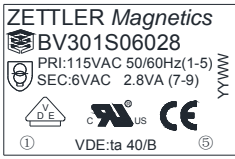
- ◆ PCB opening aperture is recommended to be 1.3mm; (建议 PCB 开孔孔径为 1.3mm)
- ◆ If PIN layout and footprint have slightly deviation, please refer to actual PCB assembly, the ones can be normally inserted into PCB is qualified . (PIN 距、排距尺寸测量有偏差时, 以 PCB 下板实装确认, 可正常下板为合格)
- ◆ The Pin length doesn't include the solder tip (PIN 脚长度不包括锡尖)

## 2、SCHEMATIC(原理图):

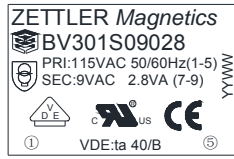


### 3、Marking (标签图)

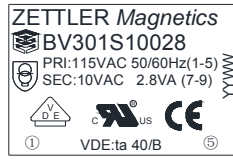
BV301S06028



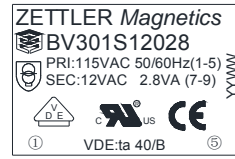
BV301S09028



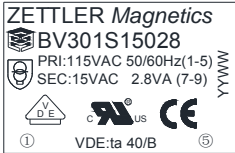
BV301S10028



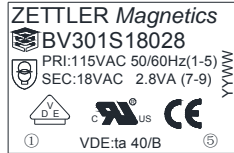
BV301S12028



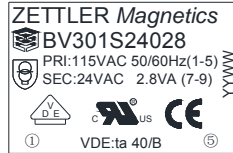
BV301S15028



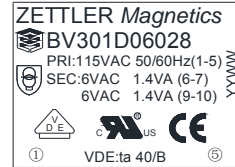
BV301S18028



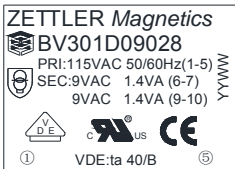
BV301S24028



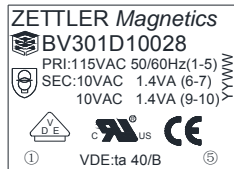
BV301D06028



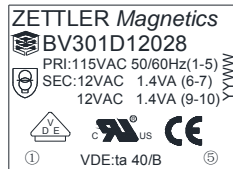
BV301D09028



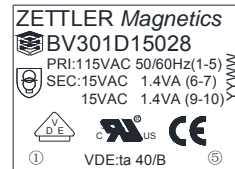
BV301D10028



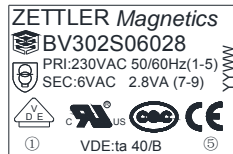
BV301D12028



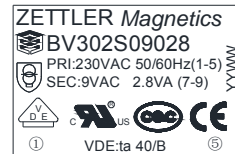
BV301D15028



BV302S06028



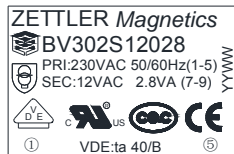
BV302S09028



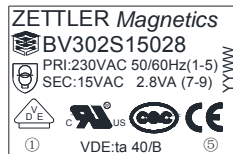
BV302S10028



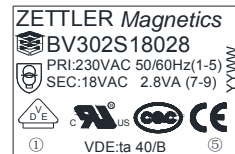
BV302S12028



BV302S15028



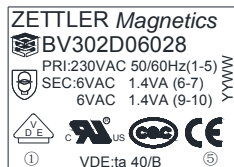
BV302S18028



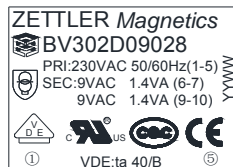
BV302S24028



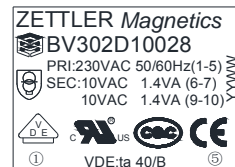
BV302D06028



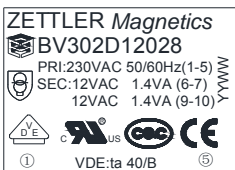
BV302D09028



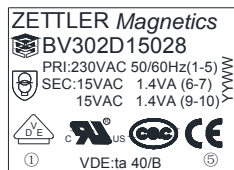
BV302D10028



BV302D12028



BV302D15028



YY:Year WW:Week

## 4-1、ELECTRICAL SPECIFICATION(电气特性测试)(Single Output 单输出):

ITEM (项目)	EXCITATION CURRENT 空载电流(mA) Max	LOSS POWER 空载损耗 (W) Max	RATED LOAD VOLTAGE 负载电压 (V)	NO LOAD VOLTAGE 空载电压(V) max	HI-POT VOLTAGE 耐压	INSULATION RESISTANCE 绝缘阻抗	RESISTANCE 直流电阻(Ω)	
测试条件 TEST CONDITION	Input 输入:115V 50Hz		Input 输入:115V 50Hz		1mA/1S/ 50Hz	DC 500V 100MΩ	Ta=25°C	
端子 TERMINAL	1--5		7--9	7--9	P--S	P--S	1--5	7--9
BV301S06028	24	0.9	6±10% @ 467mA	10.8	2800V	DC 500V 100MΩ MIN	525±30%	5±30%
BV301S09028	24	0.9	9±10% @ 311mA	15.4			525±30%	10.5±30%
BV301S10028	24	0.9	10±10% @ 280mA	16.5			525±30%	10.5±30%
BV301S12028	24	0.9	12±10% @ 233mA	21.1			525±30%	20.2±30%
BV301S15028	24	0.9	15±10% @ 187mA	26.3			525±30%	31±30%
BV301S18028	24	0.9	18±10% @ 156mA	30.9			525±30%	40.2±30%
BV301S24028	24	0.9	24±10% @ 117mA	43.5			525±30%	79.4±30%
测试条件 TEST CONDITION	Input 输入:230V 50Hz		Input 输入:230V 50Hz				1mA/1S/ 50Hz	DC 500V 100MΩ
端子 TERMINAL	1--5		7--9	7--9	P--S	P--S	1--5	7--9
BV302S06028	13.5	0.9	6±10% @ 467mA	10.8	4200V	DC 500V 100MΩ MIN	2100±30%	5.2±30%
BV302S09028	13.5	0.9	9±10% @ 311mA	15.4			2100±30%	10.5±30%
BV302S10028	13.5	0.9	10±10% @ 280mA	16.5			2100±30%	10.5±30%

BV302S12028	13.5	0.9	12±10% @ 233mA	21.1			2100±30%	20.2±30%
BV302S15028	13.5	0.9	15±10% @ 187mA	26.3			2100±30%	31±30%
BV302S18028	13.5	0.9	18±10% @ 156mA	30.9			2100±30%	40.2±30%
BV302S24028	13.5	0.9	24±10% @ 117mA	43.5			2100±30%	79.4±30%

## 4-2、ELECTRICAL SPECIFICATION(电气特性测试)(Dual output 双输出):

ITEM (项目)	EXCITATION CURRENT 空载电流(mA) Max	LOSS POWER 空载损耗 (W) Max	RATED LOAD VOLTAGE 负载电压 (V)	NO LOAD VOLTAGE 空载电压(V) max	HI-POT VOLTAGE E 耐压	INSULATION RESISTANCE 绝缘阻抗	RESISTANCE 直流电阻(Ω)		
测试条件 TEST CONDITION	Input 输入:115V 50Hz		Input 输入:115V 50Hz		1mA/1S/ 50Hz	DC 500V 100MΩ	Ta=25℃		
端子 TERMINAL	1--5		6--7 9--10	6--7 9--10	P--S	P--S	1--5	6--7	9--10
BV301D06028	24	0.9	2×6±10%@ 2×233mA	2×10.8	2800V	DC 500V 100MΩ MIN	525±30%	10.5±30%	9.5±30%
BV301D09028	24	0.9	2×9±10%@ 2×156mA	2×15.4			525±30%	21.6±30%	19.3±30%
BV301D10028	24	0.9	2×10±10%@ 2×140mA	2×16.5			525±30%	21.6±30%	19.3±30%
BV301D12028	24	0.9	2×12±10%@ 2×117mA	2×21.1			525±30%	43.5±30%	37.2±30%
BV301D15028	24	0.9	2×15±10%@ 2×93mA	2×26.3			525±30%	63.3±30%	56.4±30%

测试条件 TEST CONDITION	Input 输入:230V 50Hz		Input 输入:230V 50Hz		1mA/1S/ 50Hz	DC 500V 100MΩ	Ta=25℃		
端子 TERMINAL	1--5		6--7 9--10	6--7 9--10	P--S	P--S	1--5	6--7	9--10
BV302D06028	13.5	0.9	2×6±10%@ 2×233mA	2×10.8	4200V	DC 500V 100MΩ MIN	2100±30%	10.5±30%	9.5±30%
BV302D09028	13.5	0.9	2×9±10%@ 2×156mA	2×15.4			2100±30%	21.6±30%	19.3±30%
BV302D10028	13.5	0.9	2×10±10%@ 2×140mA	2×16.5			2100±30%	21.6±30%	19.3±30%
BV302D12028	13.5	0.9	2×12±10%@ 2×117mA	2×21.1			2100±30%	43.5±30%	37.2±30%
BV302D15028	13.5	0.9	2×15±10%@ 2×93mA	2×26.3			2100±30%	63.3±30%	56.4±30%

### 5、PRECAUTIONS FOR USE (产品使用注意事项):

Ambient temperature range(使用环境温度范围): -25~+40℃

Storage temperature range(保存温度范围): -25~+85℃

Ambient TEMP.(VDE): ta 40/B

Ambient TEMP.(UL): ta 40/B

UL 认证号/ UL file No.: E177998

VDE 认证号/VDE file No.: 40022230

CQC 认证号/CQC file No.: CQC09001030821

### 6. BOM (材料表):

NO. 序号	MATERIAL TYPE 材料名称	DESCRIPTION 规格描述	SUPPLIERS 供应商	UL NO. 认证号
1	BOBBIN	PBT 4130 94V-0	CHANG CHUN PLASICS CO LTD	E59481
		PA66 A3X2G5, (94-V0)	BASF SE	E41871
2	CASE	PBT 4130 94V-0	CHANG CHUN PLASICS CO LTD	E59481
		PA66 A3X2G5, (94-V0)	BASF SE	E41871
3	WIRE	UEW	ELEKTRISOLA HANGZHOU CO LTD TA YA ELECTRIC LTD YICHI NingBo XINJIAN ELECTRONICS INDUSTRY CO., LTD	E258243 E197768 E363385 E197317
4	GLUE	PU552FL	WEVO-CHEMIE GMBH	E108835
		7800AR(*)/7800BR(#)	WUXI EAST-GRACE ELECTRONIC MATERIAL TECHNOLOGY CO LTD	E309982